



# EEP Primer




Supports  
environmentally  
responsible  
economic  
development

Compensatory  
Mitigation for  
stream, wetland,  
riparian buffer  
and nutrient  
offsets

Concentrates  
mitigation  
projects to  
optimize  
ecosystem  
returns

Leverages  
mitigation  
investments to  
the benefit of  
the state's  
natural  
resources

# EEP Timeline



**1996**

To improve  
permitting  
process and  
mitigation  
outcomes

NC WRP



**2000s**

EEP  
established


EEP established



**Beyond**

Developing North  
Carolina  
Ecosystem  
Services

Ecosystem Services



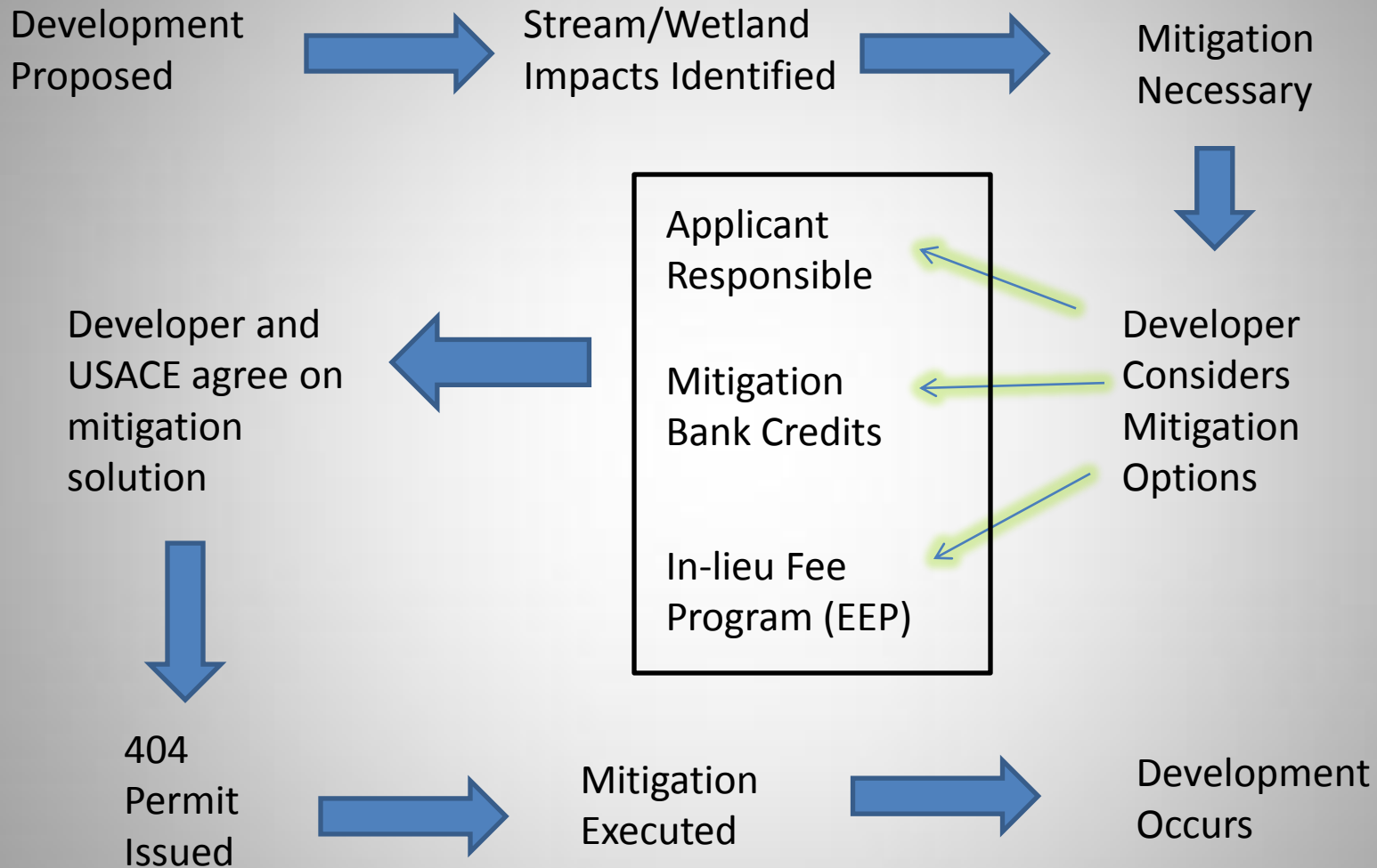
# UT to Jumping Run – Stream and Wetland Complex



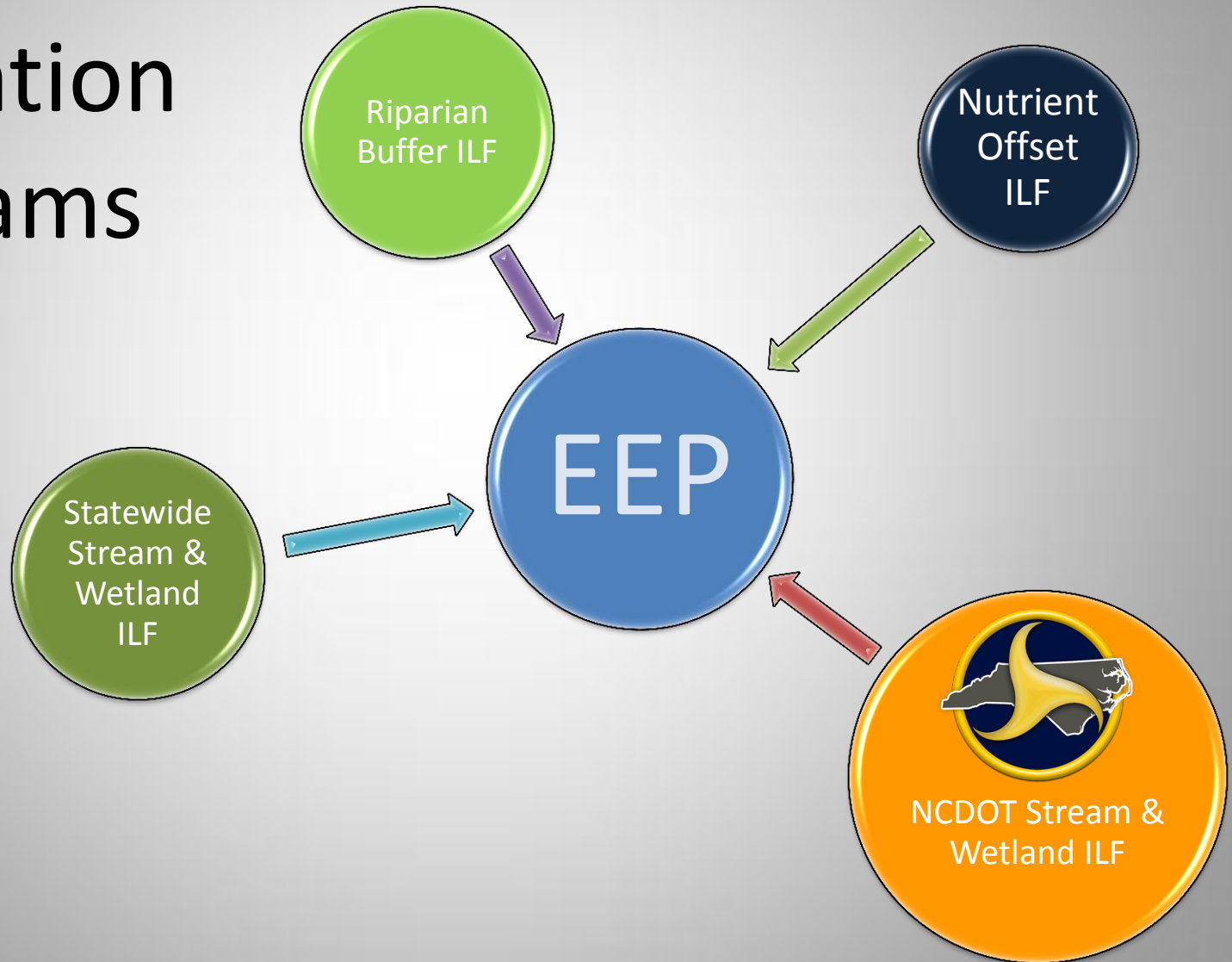




# The Mitigation Process



# EEP's Mitigation Programs

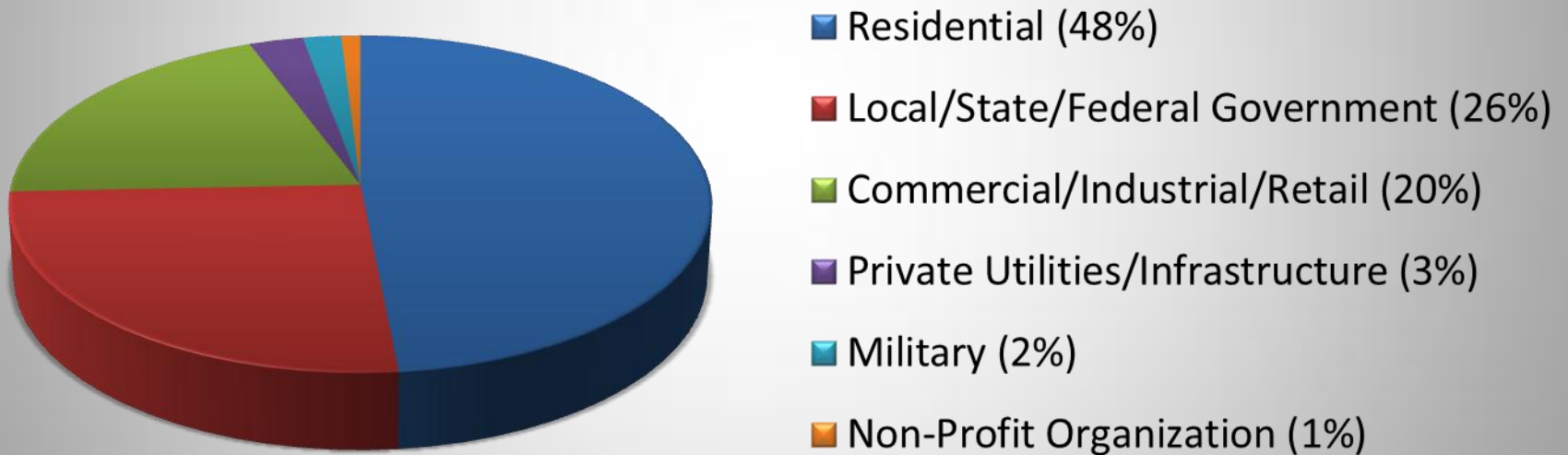


### FY 2011-12 Expenditures by Fund

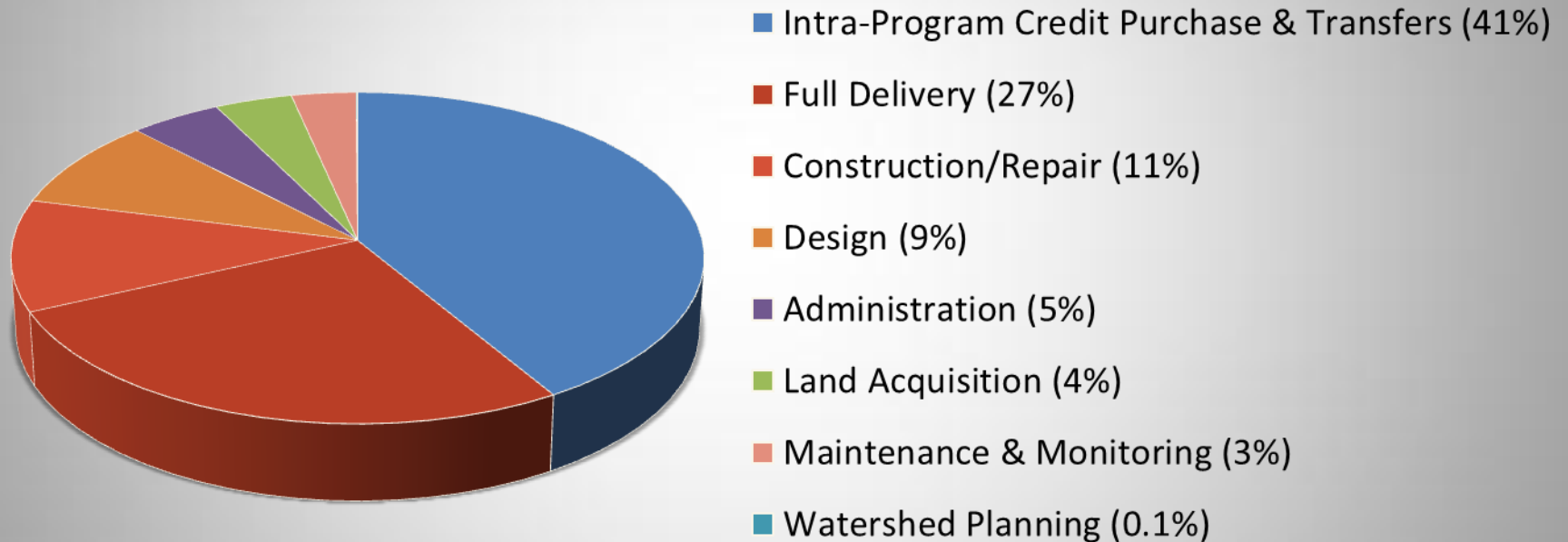
Payment Type	Statewide Stream and Wetland Program	Riparian Buffer Program	Nutrient Offset Program	NCDOT Stream and Wetland Program	Total
	2981	2982	2982-9829	2984 & 2930- 9303 & 2930- 9304	
Administration	\$709,611.15	\$54,471.16	\$157,161.74	\$4,442,059.90	\$5,363,303.95
Watershed Planning	\$11,018.80	\$0.00	\$0.00	\$25,658.48	\$36,677.28
Stewardship	\$0.00	\$0.00	\$0.00	\$0.00	\$0.00
Task Order Agreement	\$0.00	\$0.00	\$0.00	\$0.00	\$0.00
Mitigation Bank Credit Purchase	\$0.00	\$0.00	\$0.00	\$0.00	\$0.00
Full Delivery	\$4,010,726.35	\$1,279,131.00	\$173,373.96	\$9,066,141.10	\$14,529,372.41
Design-Bid-Build					
Acquisition	\$600,343.08	\$34.20	\$189,367.20	\$377,727.83	\$1,167,472.31
Feasibility	\$0.00	\$0.00	\$0.00	\$0.00	\$0.00
Design	\$1,328,966.72	\$0.00	\$30,700.81	\$1,398,525.71	\$2,758,193.24
Construction/Repair	\$1,630,598.34	\$22,561.25	\$218,509.57	\$2,305,001.11	\$4,176,670.27
Monitoring & Maintenance	\$500,272.07	\$12,938.35	\$7,328.00	\$727,369.26	\$1,247,907.68
Intra-Program Credit Purchases & Transfers	\$6,203,270.32	\$768,950.83	\$146,629.69	\$1,735,360.50	\$8,854,211.34
<b>Total</b>	<b>\$14,994,806.83</b>	<b>\$2,138,086.79</b>	<b>\$923,070.97</b>	<b>\$20,077,843.89</b>	<b>\$38,133,808.48</b>



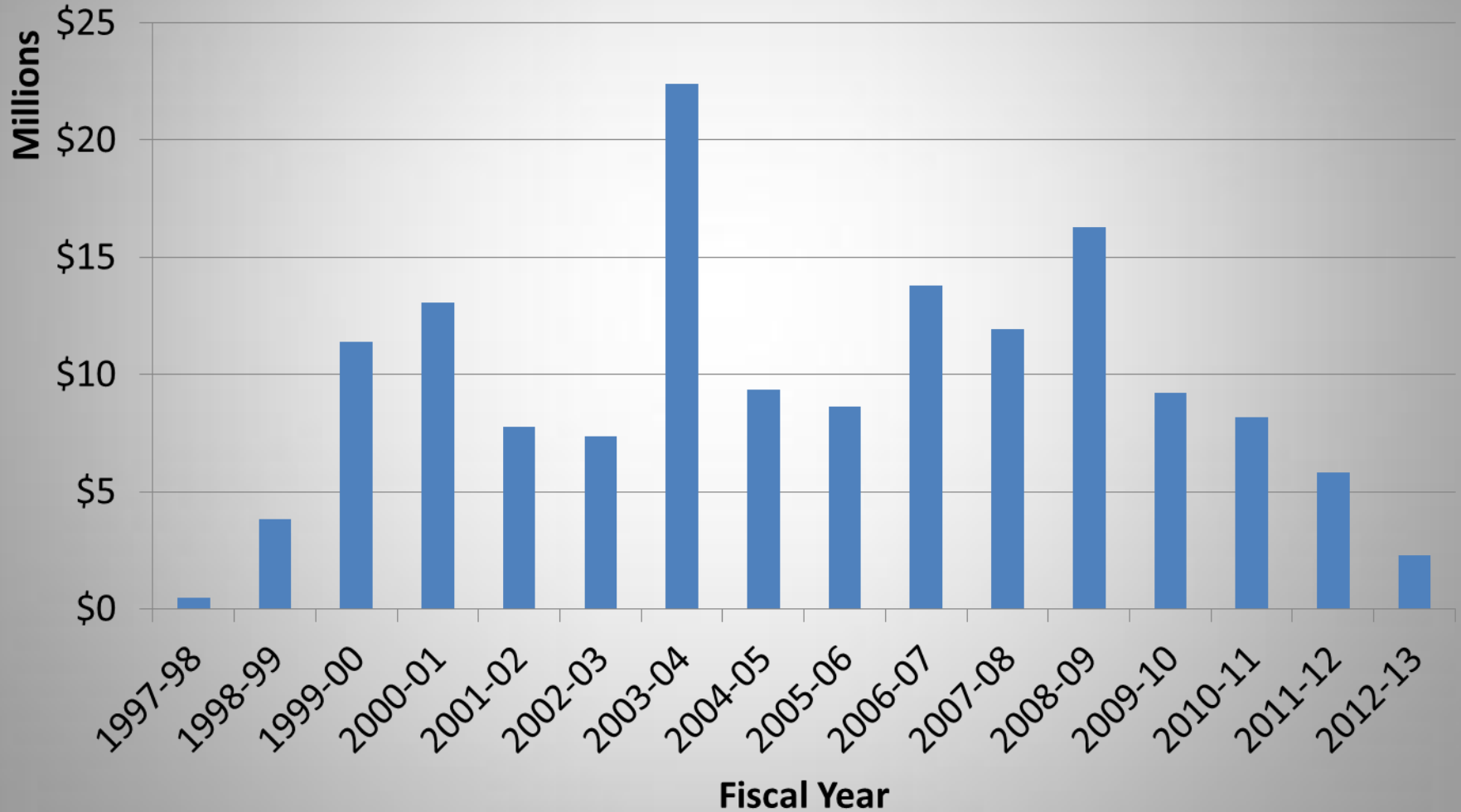
# Statewide Stream, Wetland, and Riparian Buffer ILF Customers by Type



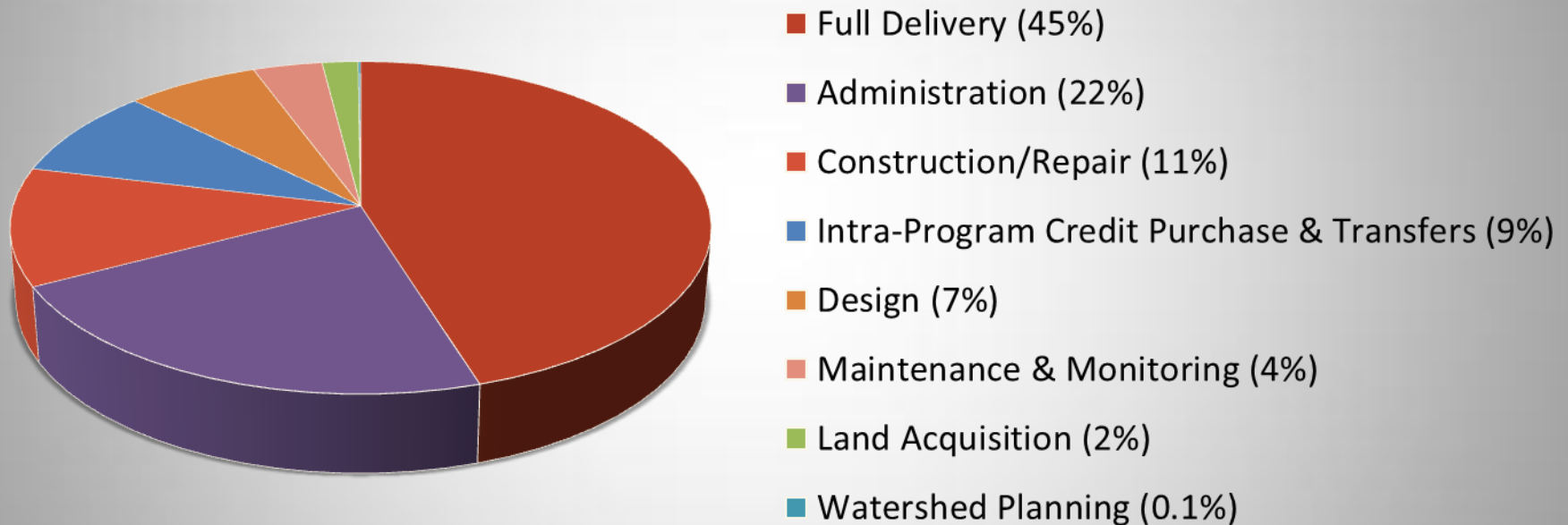
# Statewide Stream & Wetland Program Expenditures (\$15.0 Million Total, FY 2011-12)



# Stream, Wetland and Buffer ILF Payments

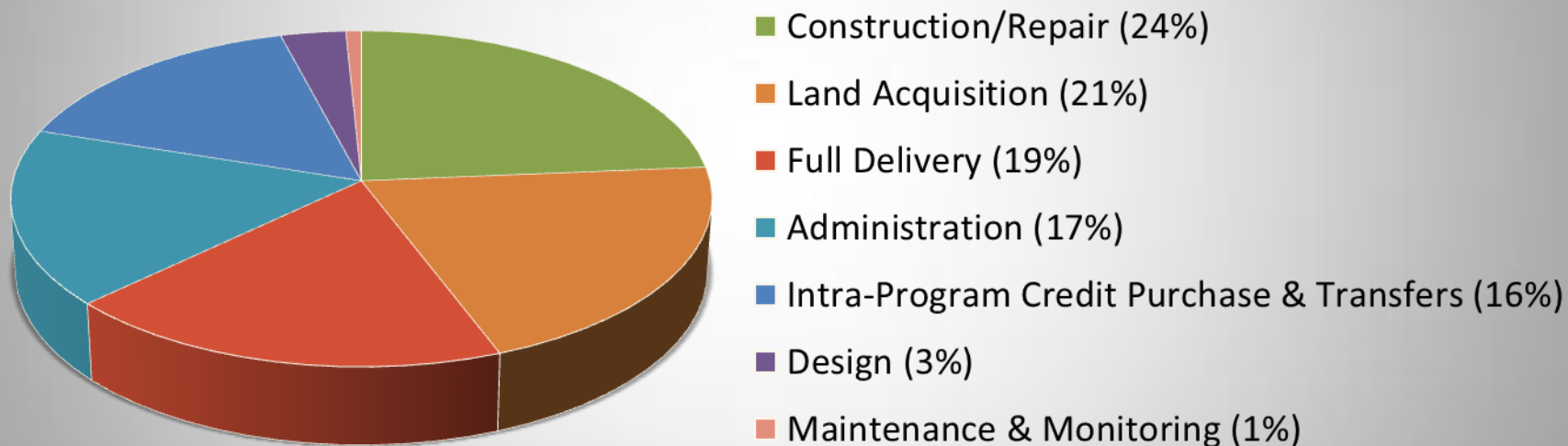


# **NCDOT Stream & Wetland Program Expenditures (\$20.1 Million Total, FY 2011-12)**

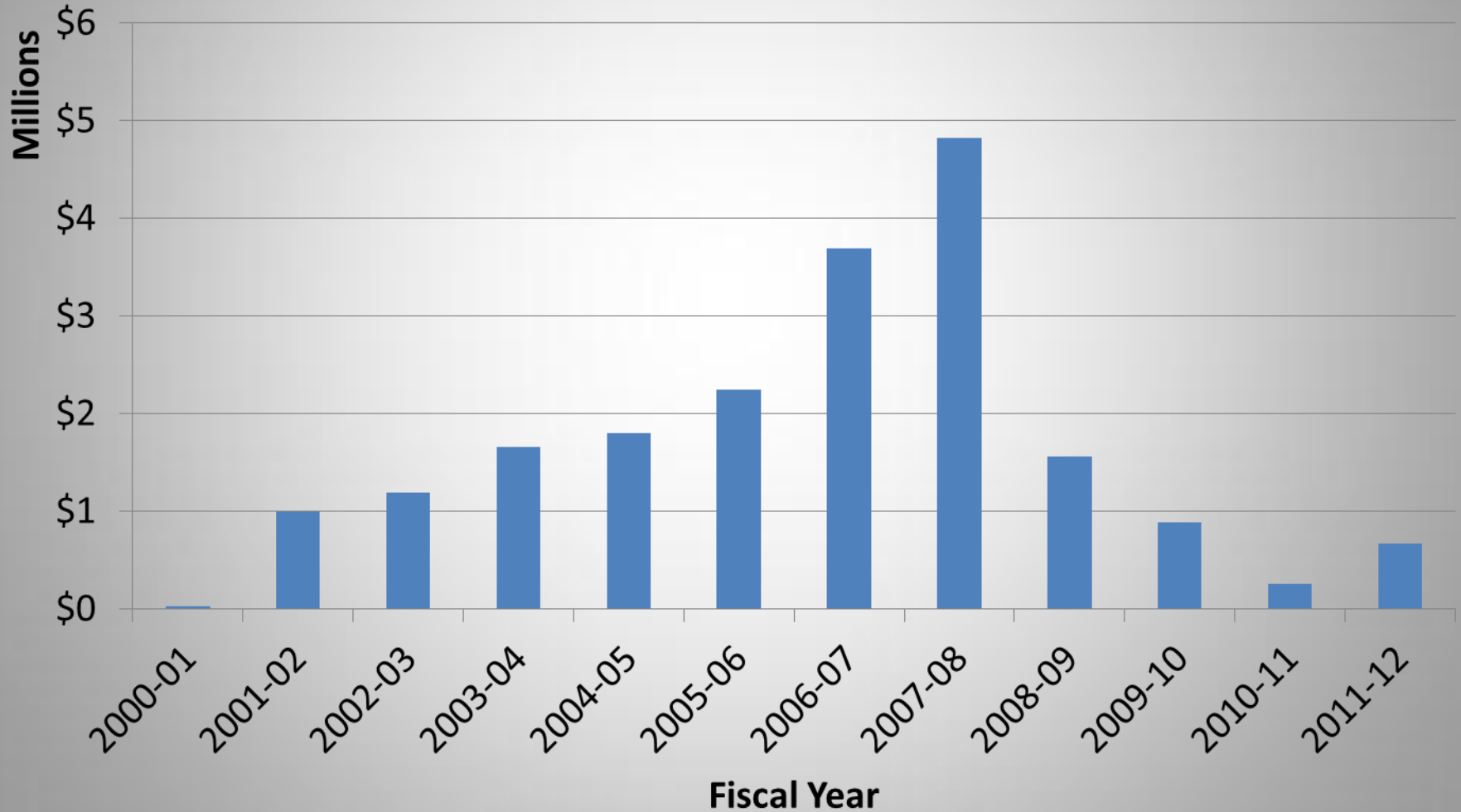




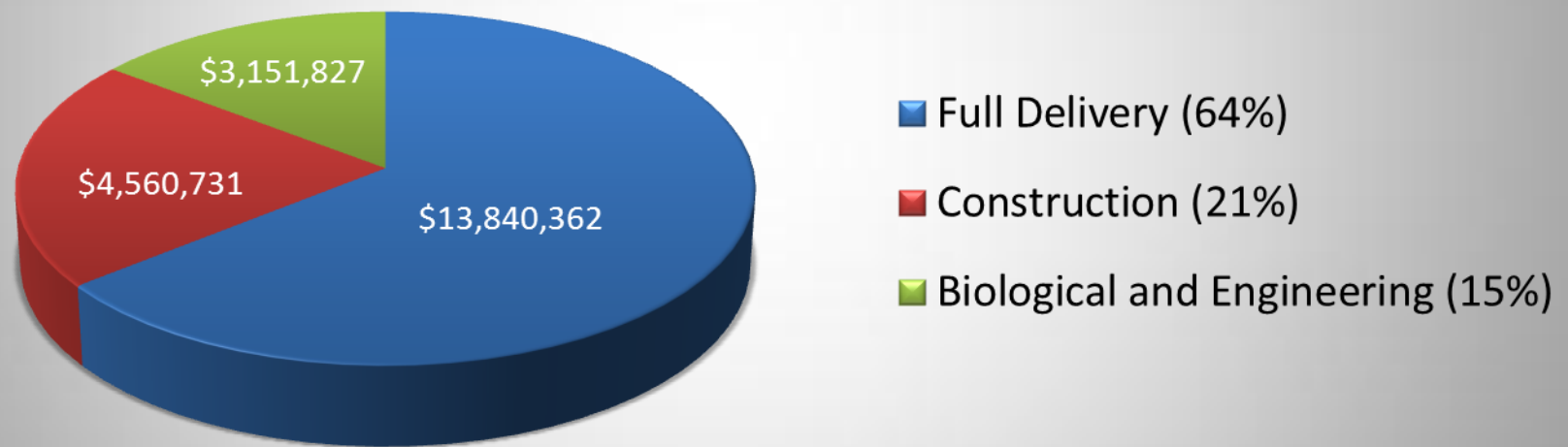
# Nutrient Offset Program Expenditures (\$0.9 Million Total, FY 2011-12)



# Nutrient Offset ILF Program Payments



# Payments to Private Vendors by Contract Category (\$ 21.6 Million Total, FY 2011-12)



# NC DOT Stream and Wetland Program (Fund 2984, FY 2011-12 Actuals)

<b><i>Beginning Cash Balance</i></b>		\$1,434,365.13
	<i>Plus: Receipts</i>	\$23,209,596.92
	<i>Plus: Interest Earned</i>	\$34,353.29
	<i>Subtotal</i>	\$24,678,315.34
	<i>Less: Expenditures</i>	(\$20,077,843.89)
<b><i>Ending Cash Balance</i></b>		\$4,600,471.45
	<i>Less Encumbered Cash Current Projects</i>	(\$58,849,780.96)
	<i>Less: Cost to Complete Future Contract Requirements</i>	(\$70,185,191.70)
	<i>Less: Adjustments Recently Executed Contracts</i>	\$25,512.28
<b><i>Unencumbered Cash Balance</i></b>		(\$124,408,988.93)
	<i>Plus: Net Accounts Receivable</i>	\$124,408,988.93
	<i>Grand Total Projected Cash</i>	\$0.00
<b><i>Net Asset Inventory Value</i></b>		\$600,065,810.01
<b><i>Grand Total Program</i></b>		\$600,065,810.01



# Statewide Stream and Wetland Program (Fund 2981, FY 2011-12 Actuals)

<b><i>Beginning Cash Balance</i></b>		\$12,912,748.23
	<i>Plus Receipts</i>	\$7,343,677.63
	<i>Plus Interest</i>	\$69,272.56
	<i>Subtotal</i>	\$20,325,698.42
	<i>Less Expenditures</i>	(\$14,994,806.83)
<b><i>Ending Cash Balance</i></b>		\$5,330,891.59
	<i>Less Encumbered Cash Current Proj.</i>	(\$17,544,467.69)
<i>Less: Cost to Complete Future Contract Requirements</i>		(\$20,904,874.00)
<i>Less: Adjustments Recently Executed Contracts</i>		\$3,068,928.93
<b><i>Unencumbered Cash Balance</i></b>		(\$30,049,521.17)
	<i>Plus: Net Accounts Receivable</i>	\$28,636,156.70
	<i>Grand Total Projected Cash</i>	(\$1,413,364.47)
<b><i>Net Asset Inventory Value</i></b>		\$19,344,538.40
<b><i>Grand Total Program</i></b>		\$17,931,173.93

# Nutrient Offset Program

## (Fund 2982-9829, FY 2011-12 Actuals)

<b><i>Beginning Cash Balance</i></b>		\$5,844,785.06
	<i>Plus: Receipts</i>	\$652,399.52
	<i>Plus: Interest Earned</i>	\$42,800.71
	<i>Subtotal</i>	\$6,539,985.29
	<i>Less: Expenditures</i>	(\$923,070.97)
<b><i>Ending Cash Balance</i></b>		\$5,616,914.32
	<i>Less Encumbered Cash Current Projects</i>	(\$1,758,584.83)
	<i>Less: Cost to Complete Future Contract Requirements</i>	(\$2,515,758.91)
	<i>Less: Adjustments Recently Executed Contracts</i>	\$625,463.50
<b><i>Unencumbered Cash Balance</i></b>		\$1,968,034.08
	<i>Plus: Net Accounts Receivable</i>	\$0.00
	<i>Grand Total Projected Cash</i>	\$1,968,034.08
<b><i>Net Asset Inventory Value</i></b>		\$2,963,012.49
<b><i>Grand Total Program</i></b>		\$4,931,046.57



# QUESTIONS?

**www.nceep.net**

**FY 2011-12 Annual Report**

[http://portal.ncdenr.org/c/document\\_library/get\\_file?p\\_l\\_id=1169848&folderId=9883663&name=DLFE-61314.pdf](http://portal.ncdenr.org/c/document_library/get_file?p_l_id=1169848&folderId=9883663&name=DLFE-61314.pdf)

<b>Michael Ellison</b>	<b>Acting Director</b> <b>michael.ellison@ncdenr.gov</b>	<b>919-707-8414</b>
<b>Cindy Perry</b>	<b>Budget Director</b> <b>cindy.perry@ncdenr.gov</b>	<b>919-707-8949</b>
<b>Jim Stanfill</b>	<b>Asset Manager</b> <b>jim.stanfill@ncdenr.gov</b>	<b>919-218-6872</b>